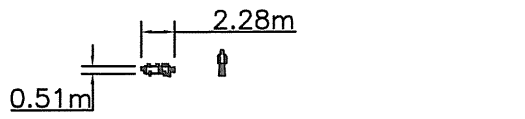
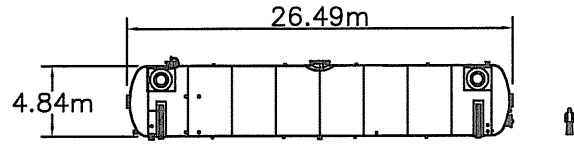


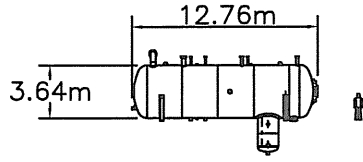
7300-V-001
FAB WT- 1,100 kg



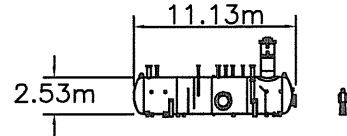
6700-V-001
FAB WT - 73,900 kg



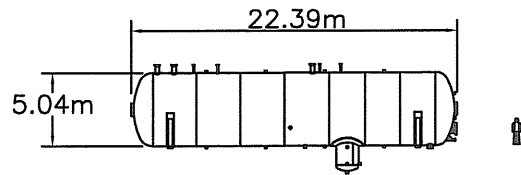
1200-V-202
FAB WT - 26,200 kg



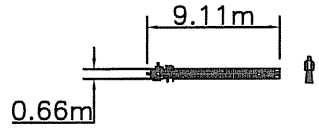
1300-V-308
FAB WT - 17,400 kg



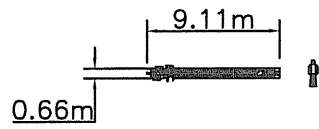
1400-V-407
FAB WT - 65,800 kg



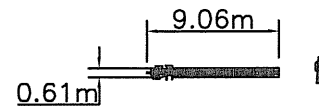
68D-301
FAB WT - 3,200 kg
DOUBLE WALL



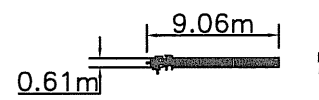
68D-302
FAB WT - 3,900 kg
DOUBLE WALL



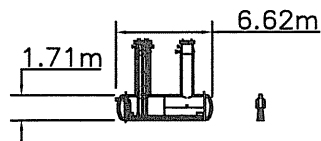
68D-303A
FAB WT- 3,000 kg
DOUBLE WALL



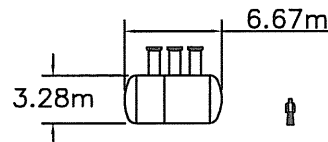
68D-303B
FAB WT- 3,000 kg
DOUBLE WALL



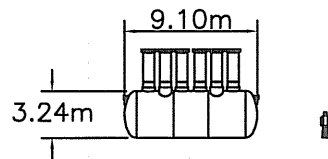
68C-103
68C-208
68C-210
FAB WT- 13,600 kg
DOUBLE WALL



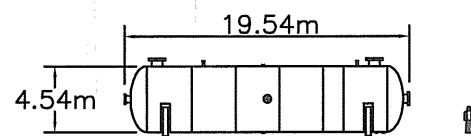
52-C-6
FAB WT- 34,773 kg
DOUBLE WALL



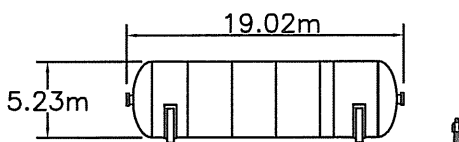
54-C-11
FAB WT- 56,000 kg
DOUBLE WALL



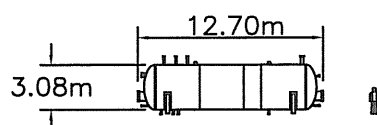
33-D-9
FAB WT - 54,350 kg



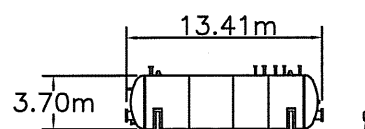
66C-11
FAB WT - 68,770 kg



65C-1
65C-11
FAB WT - 17,755 kg



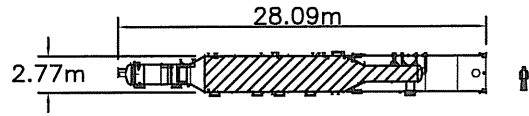
65C-14
FAB WT - 29,034 kg



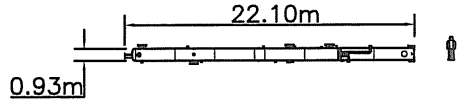
Note: Weights are estimated approximations from GA drawings & Vessel features are representations only
♁ - Average Man Height

VESSEL WEIGHTS/DIMENSIONS


14-1101
FAB WT- 37,700 kg
CLAD - SA-410S



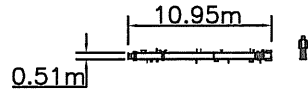
23-1103
FAB WT- 9,800 kg



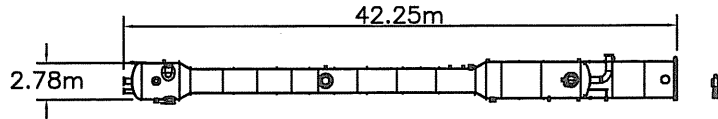
23-1101
FAB WT- 18,300 kg



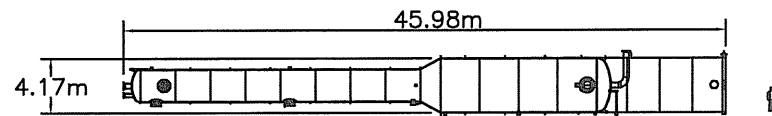
23-1102
FAB WT- 2,600 kg



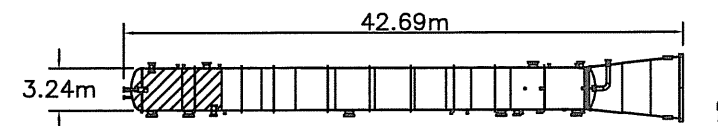
1400-D-404
FAB WT - 68,100 kg



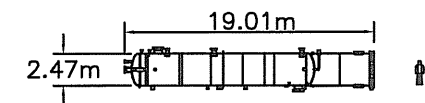
1400-D-405
FAB WT - 95,500 kg



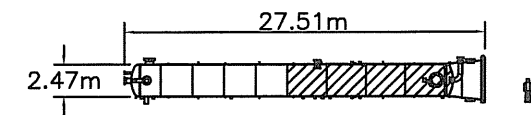
68C-101
FAB WT - 79,500 kg
CLAD - 316L



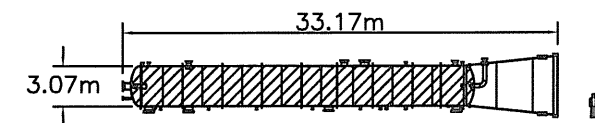
68C-201
FAB WT - 22,700 kg



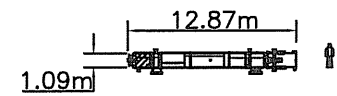
68C-202
FAB WT - 34,000 kg
CLAD - 316L



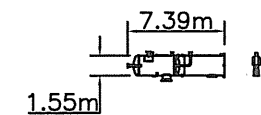
68C-205
FAB WT - 54,500 kg
CLAD - 316L



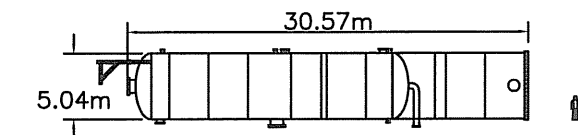
68C-530
FAB WT - 5,500 kg
CLAD - INCOLOY 825



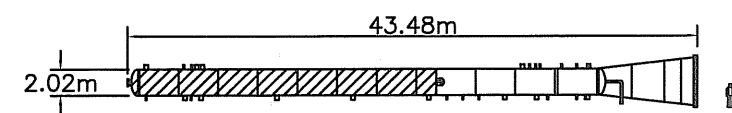
68C-400
FAB WT- 3,900 kg



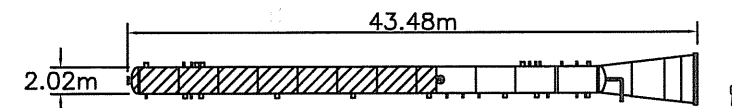
33-C-1
FAB WT- 146,200 kg



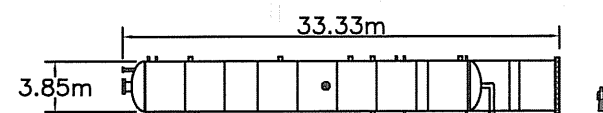
65C-2
FAB WT - 49,198 kg
CLAD - 316L



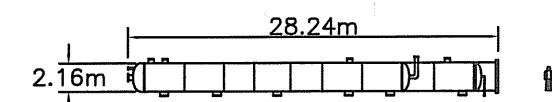
65C-12
FAB WT - 49,198 kg
CLAD - 316L




66C-12
FAB WT - 80,199 kg



66C-16/17
FAB WT - 35,011 kg



33-C-54
FAB WT - 326,100 kg



Note: Weights are estimated approximations from GA drawings & Vessel features are representations only
 ↑ - Average Man Height
 ▨ - Clad section of vessel